




HYDRAP

ASSETS & INVESTMENT MANAGEMENT

ABOUT US


We are an innovative fund specialized in Assets & Investment Management solutions driven by algorithmic and quantitative models for seasoned Investors and Median to High net worth Individuals looking to deploy capital for returns outperforming the average return on traditional investments.





MISSION


Our innovative Trading Fund is designed to maximize yields in diverse market conditions. We've crafted a meticulously balanced portfolio that prioritizes long-term sustainability while aiming to surpass the performance of conventional investment vehicles. Our team is dedicated to delivering outstanding returns for every client, combining cutting-edge technology with comprehensive market insights to identify and capitalize on prime opportunities across financial sectors.






OUR PHILOSOPHY

We use data-driven investment strategies and proven mathematical models to deliver consistent returns while managing risk. Our platform offers a straightforward investment experience customized for different types of investors to help build lasting wealth.



OUR INVESTMENT UNIVERSE



Currencies

The foreign exchange (FX) market is the world's largest and most liquid financial market, where global currencies are traded 24 hours a day. This dynamic marketplace facilitates international trade and investment while offering opportunities through currency price movements. With daily volumes exceeding \$6 trillion, the FX market reflects global economic conditions, interest rate differentials, and geopolitical developments.



Commodities

Commodities are physical assets that serve as fundamental building blocks of the global economy. These include precious metals like gold and silver, energy resources such as oil and natural gas, and agricultural products. Known for their intrinsic value and role as inflation hedges, commodities can provide portfolio diversification while offering exposure to global economic growth and supply-demand dynamics.

Digital Assets

Digital assets represent a new frontier in finance, encompassing cryptocurrencies, tokens, and blockchain-based investments. These assets operate on decentralized networks, offering unique features like 24/7 trading, transparency, and programmable functionality. While relatively young compared to traditional markets, digital assets have evolved into a distinct asset class that's increasingly gaining institutional recognition and adoption.

OUR SYSTEMS

Delta-1

Our swing trading system, which takes advantage of the disparity in interest rates on a quarterly basis.

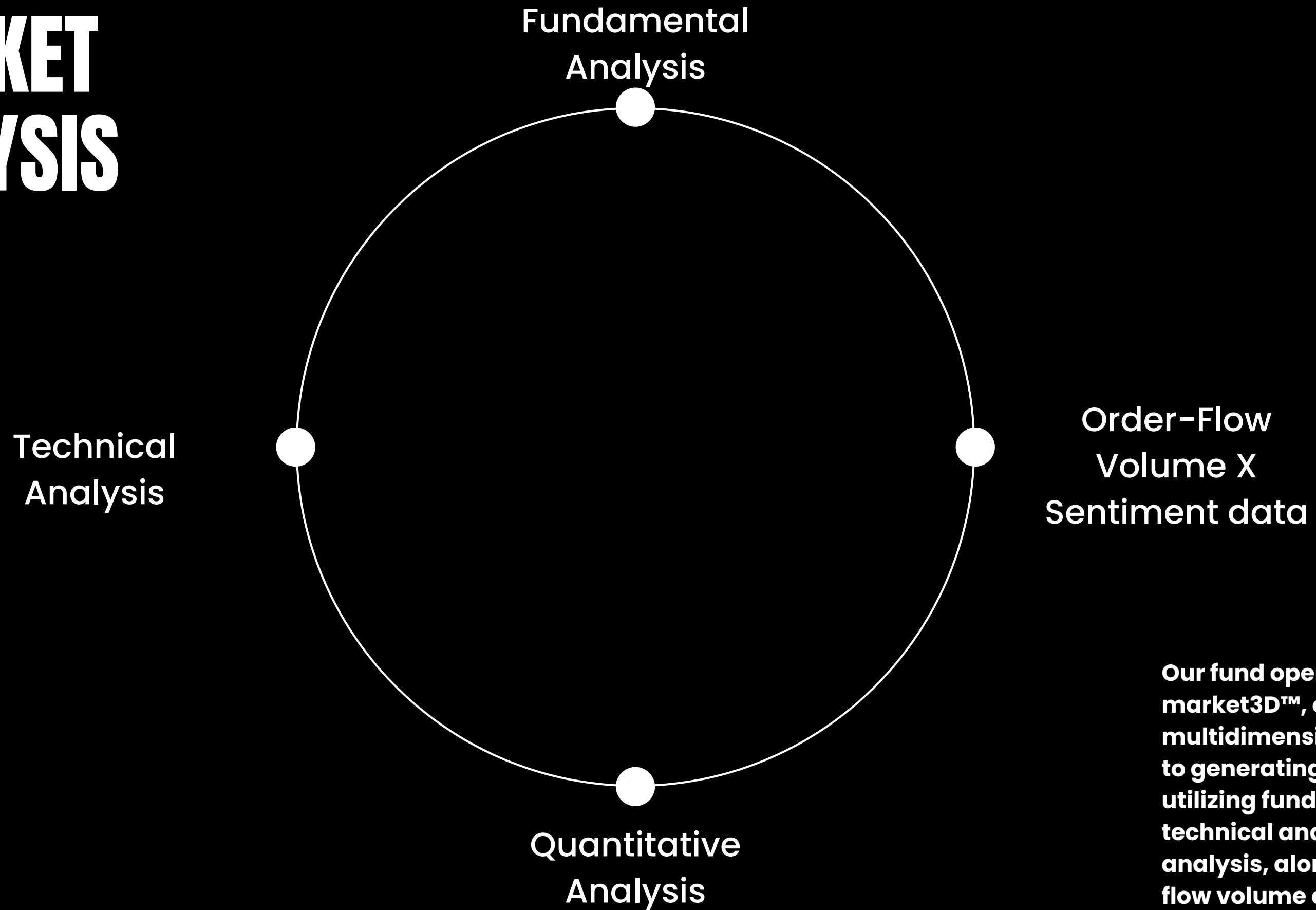
Signature HPT 1.0

Our most robust, reliable & consistent system, taking advantage of reversal levels on FX & commodities markets on a weekly basis.


Katana

Our proprietary Trading algorithm which employs mathematical techniques and sophisticated data-driven strategies, as well as advanced quantitative models to take intelligent trading decisions.

MARKET ANALYSIS





Our fund operates using market3D™, our proprietary multidimensional approach to generating trade ideas, utilizing fundamental, technical and quantitative analysis, along with order-flow volume and sentiment confirmations.



RISK MANAGEMENT

Losses are part and parcel of the game, this is a fact every experienced asset manager intimately understands. At HydraCap, we employ a dynamic risk management model, which ensures that as we take losses, our risk deployed decreases in a geometric manner, limiting drawdown to the maximum. We also employ a specialised software, with daily, weekly and monthly drawdown limits set, which upon hitting, automatically closes open positions, thereby protecting our fund's trading accounts from unplanned losses. Our clients also get to choose their overall loss limit, based on individual risk appetite, letting them feel secure as they have full control over how we handle their investments.




**Risk Management Table.**
E = Equity
O = Break-Even

Table


Ast Grade	# E > 10%	# 10% > E > 3%	# 3% > E > 0	# 0 > E > -3%	# -3% > E > -5%	# -5% > E > -7%	# -7% > E
A+	2%	1.5%	1%	1%	0.75%	0.5%	0.25%
A	1.5%	1%	0.75%	0.75%	0.5%	0.25%	0.15%
B	1%	0.75%	0.5%	0.5%	0.25%	0.15%	0.1%
C	0.75%	0.5%	0.25%	0.25%	0.15%	0.1%	0.05%
MAX DAILY LOSS	4%	3%	2%	2%	1.5%	1%	0.5%
MAX WEEKLY LOSS	8%	6%	4%	4%	3%	2%	1%

WHY JOIN US ?




Trust & Security

We protect your segregated trading accounts with highly secure industry-standard security protocols.




Accessibility & Convenience

We offer multiple funding & withdrawal options with our platform



Professionalism

Efficiently grow your wealth with elite asset managers investing in the most liquid markets in the world.



BUSINESS MODEL

We typically charge 3 distinct fees for our various services, viz ;


Performance fee : 50% of generated returns*, billed monthly or quarterly at the investor's discretion.

Management fee : 3% of investors' equity paid regardless of the performance of our systems. The platform automatically calculates the yearly fee, no matter the length of the set billing period.

Subscription fee : A fixed sum, paid either one-time or monthly by investors for the subscription to our investment proposal, regardless of the performance of our systems.


*Average monthly returns : 3-5%

INVESTMENT OPTIONS




HC-CONSERVATIVE

Our premier investment plan that offers our clients sustainable & consistent returns based on a robust & risk-tolerant trading system.



HC-AGGRESSIVE

Our exclusive investment plan that offers our clients sustainable returns based on our aggressive, higher risk/higher reward trading system.




HC-COMPOUNDING

Our Long term growth investment option, Available to clients on both conservative and aggressive plans, to scale their returns massively, compounding the profits accrued monthly on an annual basis.



INVESTMENT OPTIONS



HC-PropFolio

Propfolio™ is our subscription-based investment model, geared towards proprietary firm account management. We created this product to cater for our clients, who haven't got the minimum funding requirements for our investment options but still want to get an efficient manner of growing their wealth through the highly liquid financial markets, enabling them to unlock significant capital while deploying just a tiny fraction of that. Leverage at its finest.

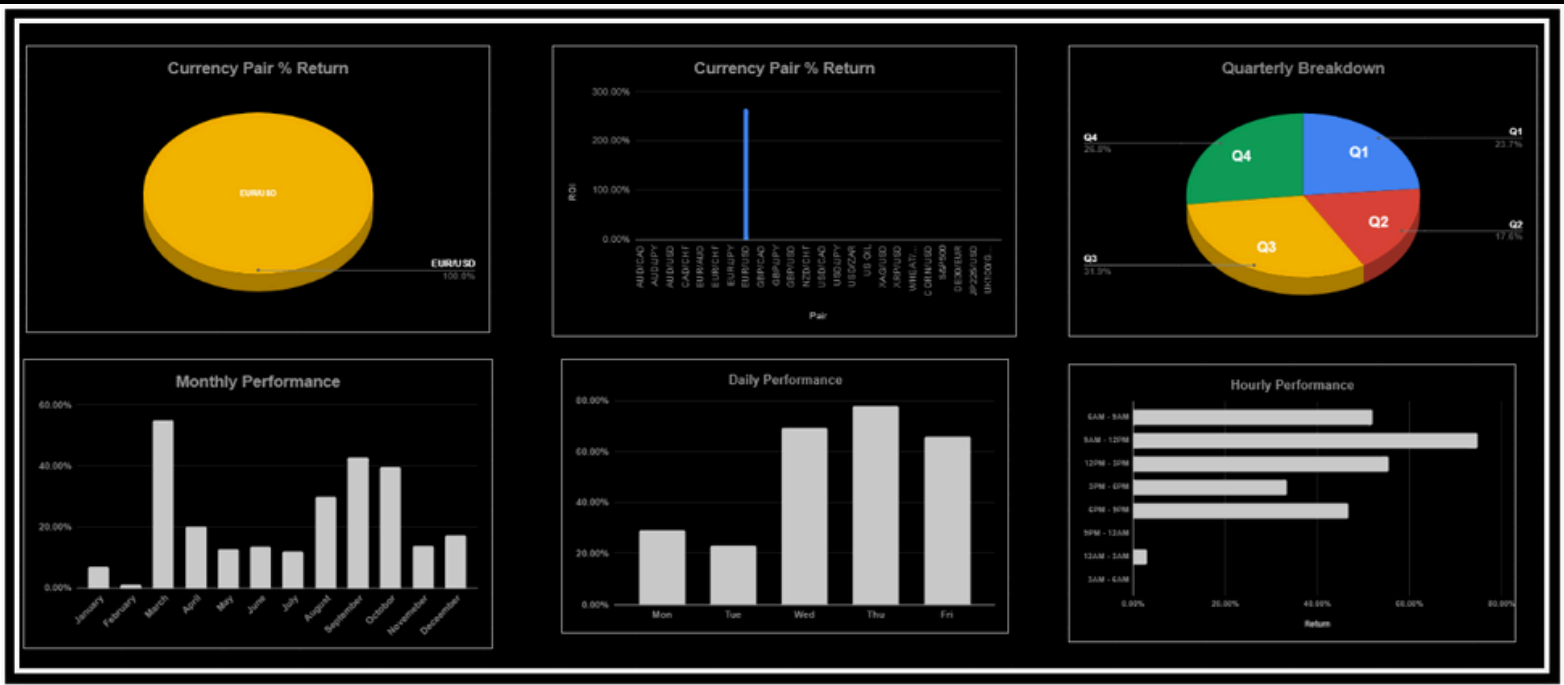
READ MORE



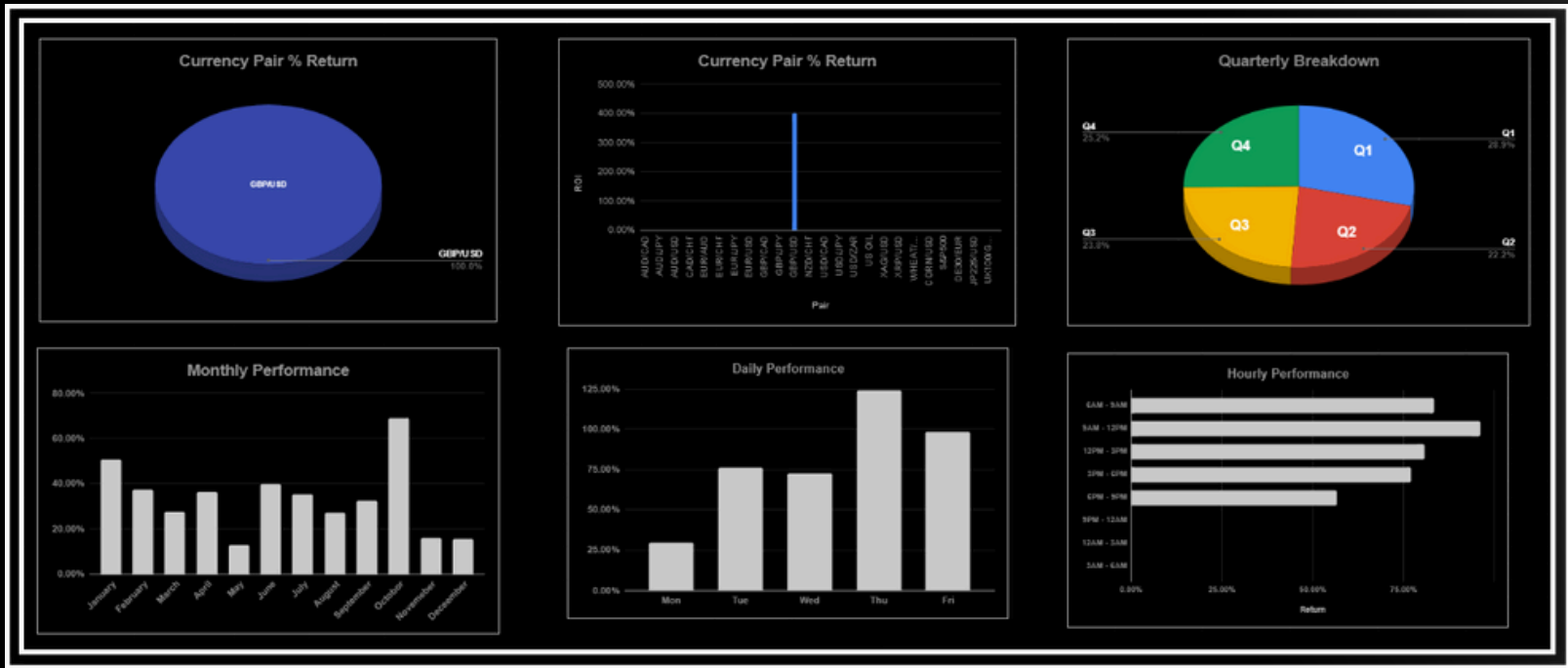
PERFORMANCE

Starting Capital: £100,000.00 Balance: £1,270,678.04	Compounded %: 1170.68%	Total PIPs: 4,774.30 Average SL: 20.70	Risk Profile %: 1.00% Risk Per Trade: £12,706.78
Gross Profit: £1,277,991.11 Gross Loss: £107,313.11 Commission/Fees: £0.00 Net Profit: £1,170,678.04	P&L Total: £1,170,678.05 P&L Total %: 265.27% Profit Factor: 11.91	Strongest Time: 9AM - 12PM Worst Time: 12AM - 3AM	Didn't Follow Plan: 0.00%
Total Wins: 42 Total Losses: 26 Total Breakeven: 4 Total Trades: 72	Win Rate: 58.33% Strike Rate: 63.89% Loss Rate: 36.11% Breakeven Rate: 5.56%	Strongest Day: Thu Worst Day: Tue	High Probability: #DIV/0! Valid Trades: #DIV/0!
Average Win %: 6.94% Average Loss %: -1.35%	Biggest Win %: 13.70% Biggest Win €: £104,728.22	Win Streak: 6 Loss Streak: 3 Consecutive Losses €: -\$24,255.20 Consecutive Losses % -3.00%	Max Drawdown €: -£24,255.20 Max Drawdown %: -3.06%


Starting Capital: £100,000.00 Balance: £4,163,784.86	Compounded %: 4063.78%	Total PIPs: 8,075.30 Average SL: 23.70	Risk Profile %: 1.00% Risk Per Trade: £41,637.85
Gross Profit: £4,404,522.02 Gross Loss: £340,737.16 Commission/Fees: £0.00 Net Profit: £4,063,784.86	P&L Total: £4,063,784.86 P&L Total %: 387.02% Profit Factor: 12.93	Strongest Time: 9AM - 12PM Worst Time: 6PM - 9PM	Didn't Follow Plan: 0.00%
Total Wins: 67 Total Losses: 32 Total Breakeven: 6 Total Trades: 105	Win Rate: 63.81% Strike Rate: 69.52% Loss Rate: 30.48% Breakeven Rate: 5.71%	Strongest Day: Thu Worst Day: Mon	High Probability: #DIV/0! Valid Trades: #DIV/0!
Average Win %: 6.25% Average Loss %: -1.56%	Biggest Win %: 12.87% Biggest Win €: £290,207.64	Win Streak: 9 Loss Streak: 5 Consecutive Losses €: -\$71,080.63 Consecutive Losses % -5.00%	Max Drawdown €: -£71,080.63 Max Drawdown %: -5.15%



COMPOUNDED RETURNS OF OUR
SYSTEMS OVER A 2 - YEAR
WINDOW. ASSET : EURUSD(FX)



COMPOUNDED RETURNS OF OUR
SYSTEMS OVER A 4 - YEAR
WINDOW. ASSET : GBPUSD(FX)

An abstract geometric pattern on the left side of the image. It consists of several overlapping circles of varying sizes. From the centers of these circles, numerous straight lines radiate outwards, creating a complex web of intersecting lines that fill the left half of the frame. The lines are thin and light gray, contrasting with the dark background.

*"It's not whether you're
right or wrong that's
important, but how much
money you make when
you're right and how
much you lose when
you're wrong."*

— GEORGE SOROS


CONTACT US

@hydrapoliscapital

Hydracap.org

Info@hydracap.org

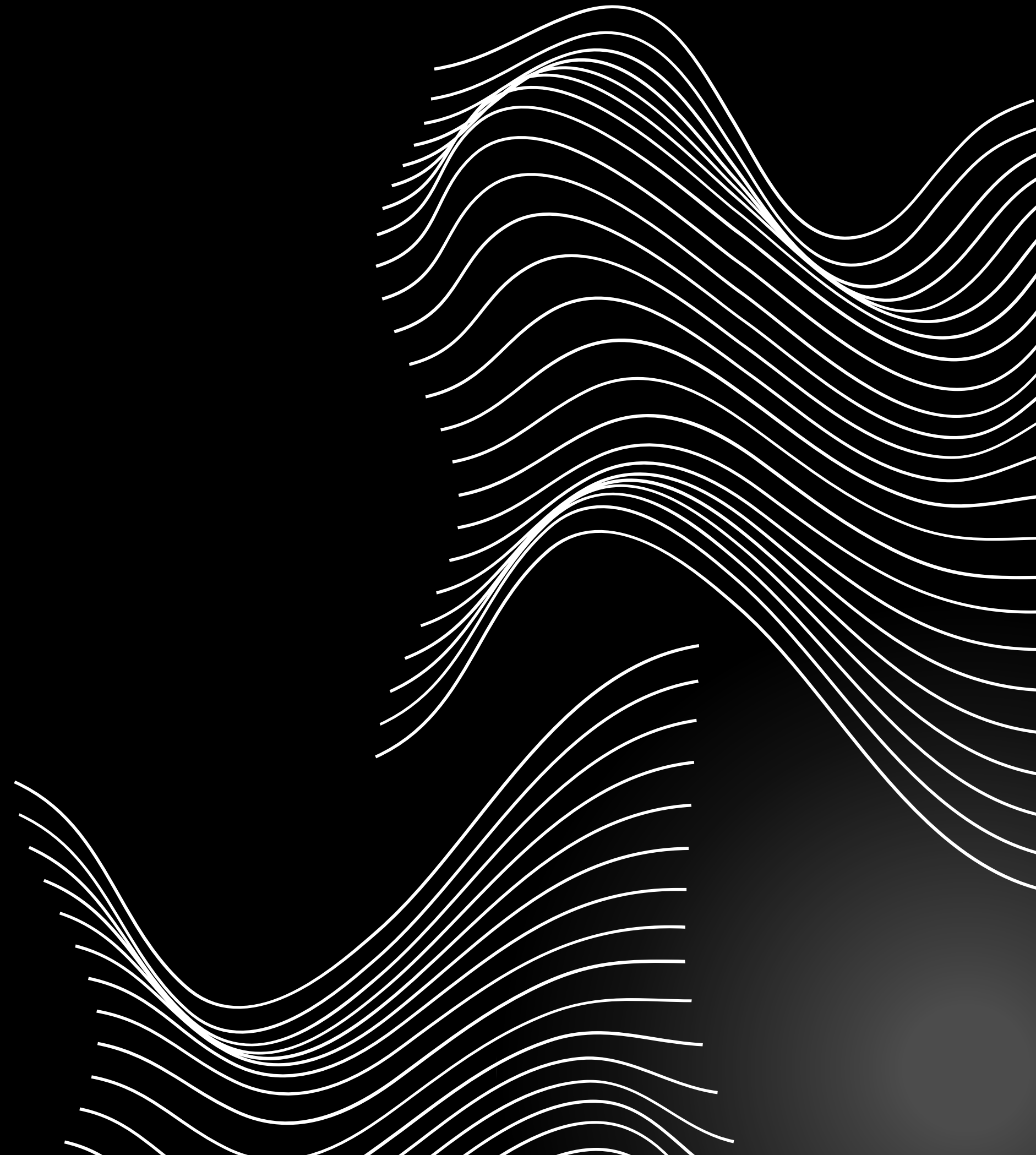
Office 424H, High Street North, East Ham,
London, United Kingdom.



GET IN TOUCH

Ready to get started on your journey to growing your wealth in a stable and consistent manner ?

Book a meeting with our team by clicking this [link](#)





THANK YOU

LOOKING FORWARD TO EARNING
PHENOMENAL RETURNS FOR YOU

PROJECTIONS GENERATED REGARDING THE LIKELIHOOD OF VARIOUS OUTCOMES ARE HYPOTHETICAL IN NATURE, PROVIDED FOR EDUCATIONAL PURPOSES ONLY, DO NOT REFLECT ACTUAL INVESTMENT RESULTS, ARE NOT INDIVIDUALIZED, ARE NOT INTENDED TO SERVE AS THE PRIMARY OR SOLE BASIS FOR INVESTMENT DECISIONS, AND ARE NOT GUARANTEES OF FUTURE RESULTS. THERE ARE RISKS ASSOCIATED WITH INVESTING IN SECURITIES. INVESTING IN CURRENCIES, STOCKS, BONDS, EXCHANGE TRADED FUNDS, MUTUAL FUNDS, AND MONEY MARKET FUNDS INVOLVE RISK OF LOSS.THERE ARE RISKS ASSOCIATED WITH INVESTING IN SECURITIES. INVESTING IN CURRENCIES, STOCKS, BONDS, EXCHANGE TRADED FUNDS, MUTUAL FUNDS, CRYPTOCURRENCIES AND MONEY MARKET FUNDS INVOLVE RISK OF LOSS.

© 2024 HYDRAPOLIS TECHNOLOGIES LTD. ALL RIGHTS RESERVED.